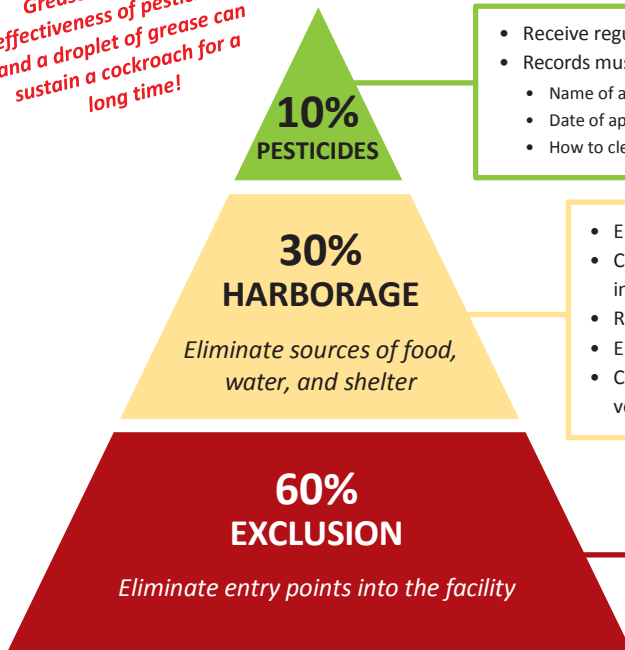




# Effective Pest Control

**Did you know?**

Grease inhibits the effectiveness of pesticides, and a droplet of grease can sustain a cockroach for a long time!



- Receive regular pest treatments from a Certified Pest Operator.
- Records must include:
  - Name of applicator /pest control company
  - Date of application
  - How to clean the facility after applying pesticide
  - Name of chemical(s) used and purpose of application
  - Method used to protect food, equipment, and people

- Ensure all food contact surfaces are cleaned and sanitized.
- Clean hard-to-reach areas where filth can build up, such as under and between equipment, in catch pans, and around drains
- Remove old cardboard, a popular nesting area for cockroaches.
- Eliminate sources of moisture such as leaky plumbing and standing water.
- Caulk and seal cracks, especially at floor and wall junctions, around wiring, drain pipes, vents, and flues.

- Keep doors closed. For doors that must remain open, install air curtains.
- Ensure weather stripping on doors is maintained, and no visible light is seen on door frame.
- Seal all gaps around doors and windows.
- Repair all openings leading outside.

## Know the Signs...

**Cockroach**



- Presence of egg capsules or cases
- Droppings in cabinets, cracks, crevices, and around outlets
- Cockroach bodies or body fragments
- Dead or live multigenerational cockroaches on sticky boards
- Nocturnal activity. Daytime activity may indicate a large population of cockroaches.

**Fly**

- Large number of live flies indoors
- Live and dead fly bodies or body fragments on sticky boards or trapped in lights
- Maggots
- Fly feces or mucous specks on walls or ceilings

**Rodent**

- Urine stains and droppings along the wall, wall studs or beams, in boxes, bags, or furniture
- Smear (rub) marks left by the oil and dirt from rodents along the wall
- Track marks in dust. Rats drag their tails, leaving a mark between their feet tracks.
- Holes in food packaging
- Gnawing on wood and other materials
- Signs of nesting or burrowing material, usually loosely woven fibrous materials, paper, insulation, or cloth
- Nocturnal activity. Daytime activity may indicate a large population of rodents.

-  Rats can fit through openings as small as ½ inch.
-  Mice can fit through openings as small as ¼ inch.